


**CIFE** Centre international de formation européenne  
BILLY BERLIN BOUCHET BOUQUET

## THE BALANCE OF PAYMENTS II CURRENT ACCOUNT DEFICIT ADJUSTMENT

CIFE SEMINAR NICE APRIL 2021  
MICHEL-HENRY BOUCHET




MH BOUCHET/SEMIA - CIFE (U) 2021 1

### THE CURRENT ACCOUNT OF THE BALANCE OF PAYMENTS

*From less liquid items toward more liquid items!*

- + Export of goods f.o.b.
- Imports of goods f.o.b.
- = **Trade balance**
- + Exports of non-financial services
- Imports of non-financial services
- + Investment income (credit)
- **Interest payments**
- + Private unrequited transfers
- + Official unrequited transfers
- = **Current account balance**



MH BOUCHET/SEMIA - CIFE (U) 2021 2

Hello Cife Master students!  
Calculate the CA/GDP ratio!  
And Trade Openness 2021



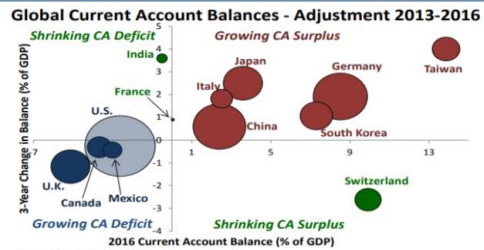
	US\$
EXPORTS	5000
GDP	12500
TRADE	
SERVICE REVENUES	1200
TRANSFERS	285
CURRENT ACCOUNT	
INTEREST PAYMENTS	-750
CA/GDP %	
IMPORTS	-6500
TRADE OPENNESS	

Hello Cife Master students!  
Good job!



	US\$
EXPORTS	5000
IMPORTS	-6500
TRADE BALANCE	-1500
SERVICE REVENUES	1200
INTEREST PAYMENTS	-750
TRANSFERS	285
CURRENT ACCOUNT	-765
GDP	12500
TRADE OPENNESS	92%
CA/GDP %	-6%

## ADJUSTING CURRENT ACCOUNT IMBALANCES?

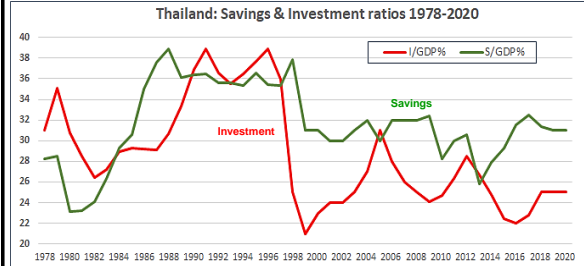


Source: US Treasury Report 2017

MH BOUCHET/SEMA - CFE (c) 2021

5

## THE LONG-TERM DYNAMICS OF INVESTMENT AND NATIONAL SAVINGS



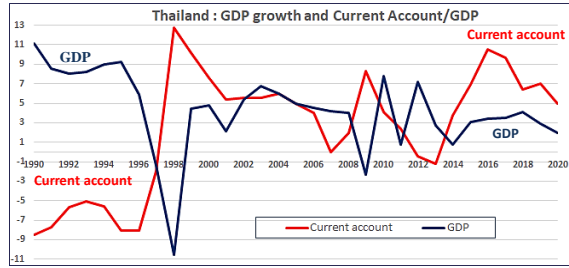
Source: WB and IMF 2020

MH BOUCHET/SEMA - CFE (c) 2021

6

## Thailand in the Global Economy

Large trade openness leads to spectacular current account and growth adjustment after 1998 & 2008 crises  
 $\Sigma$  XGS/PIB > 120%



MH BOUCHET/SEMA - CFE (c) 2021

7

## POLICY TOOLS TO FIGHT A BOP DEFICIT?

► Cooling down the overheated economy  
 = Reducing absorption and boosting income with:



1. Tight monetary policy (higher interest rates and higher bank reserve requirements)
2. Exchange rate adjustment
3. Tight fiscal policy (taxes and spending cuts)
4. Reducing private consumption and shrinking public expenditures...  
 (at the risk of killing growth?)
5. Boosting competitiveness and improving productivity?

MH BOUCHET/SEMA - CFE (c) 2021

8

### FACTORS AFFECTING A CURRENT ACCOUNT DEFICIT

#### ► 1. National income variation: economic overheating

- growth/contraction relative to other countries
  - current account surplus decreases (deficit increases)
  - greater wealth implies greater demand of foreign goods (e.g. US economic growth)

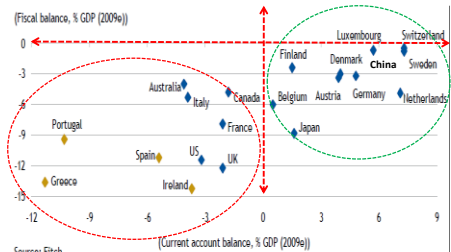
#### ► 2. Inflation and its impact on trade competitiveness: "CPI differentials"...

- Higher CPI leads to increased imports and decreased exports due to eroded competitiveness

MH BOUCHET/SEKEMA - CFE (c) 2021

9

### LARGE DOMESTIC PRIVATE + PUBLIC CONSUMPTION= OVERHEATING= TWIN DEFICITS



MH BOUCHET/SEKEMA - CFE (c) 2021

10

### FACTORS AFFECTING A CURRENT ACCOUNT

#### ► 3. Government restrictions

- Import tariff (tax on imported goods)
  - increases prices & lowers demand on imported goods
  - increases current account of the country
  - US tariffs on apparel and farm products
  - "banana war": exports from European former colonies (Africa-Caribbean-Pacific): USA entitled to impose US\$191 million sanctions on Europe
- Non-tariff barriers (health norms and regulations) and quotas:
- Export and loan Subsidies



MH BOUCHET/SEKEMA - CFE (c) 2021

11

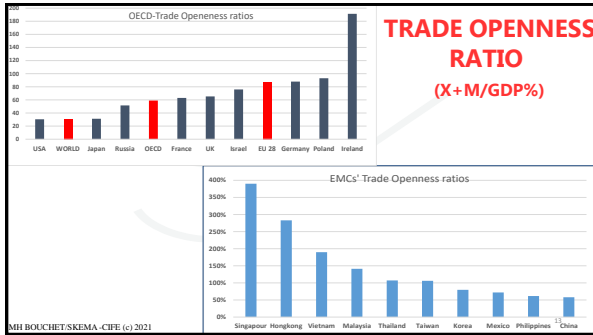
### FACTORS AFFECTING A CURRENT ACCOUNT

#### ► 4. Exchange rates

- = currency valued in terms of another currency
- = stronger exchange rate (overvaluation) might lead to lower exports, decrease in current account surplus, or rising deficit
  - exported goods would cost more for foreign importers, thus decreasing demand for the good
  - assuming price-elastic goods (sensitive to price changes!?)
  - Stronger Euro and weaker US\$ throughout 2003-08 mean export-led recovery in the US and gloomy growth scope in Europe! Only advantage: no imported inflation due to rising oil prices
  - Trump considers that the Yuan, the Yen and the Euro are too weak!

MH BOUCHET/SEKEMA - CFE (c) 2021

12



## 1. CORRECTING A TRADE DEFICIT?

### ► Impact of domestic currency devaluation

- prices should increase for imports
  - foreign exporters may reduce price to maintain market share
- other currencies may also weaken to stay competitive
  - no net gain from weaker domestic currency
- international trade contracts create a lag effect
  - 18+ month lag in US
- intra-company trade is resistant to currency fluctuations
  - 50% of all international trade
  - 60% of European exports are intra-European transactions

MH BOUCHET/SEMA - CFE (c) 2021

14

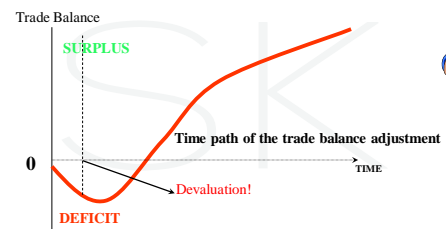
## HOW TO SHRINK A TRADE DEFICIT?

- **Boosting Exports?** depends on the price elasticity of foreign demand **abroad** but also on the supply elasticity of exported products **at home**
- **Reducing Imports?** depends on relative share of "incompressible" imports (foodstuffs, energy resources, capital goods, machinery, any import for re-export...), but also on the price elasticity of domestic demand

MH BOUCHET/SEMA - CFE (c) 2021

15

## TIME LAGS, ELASTICITIES AND THE ADJUSTMENT MECHANISM: "J CURVE"



MH BOUCHET/SEMA - CFE (c) 2021

16

## TRADE ELASTICITIES

What about the price effects of exchange rate changes on the BOP?

- ▶ Import demand elasticity to prices =  $\Delta MD / \Delta P\$ < 0$
- ▶ Export elasticity to exchange rate change =  $\Delta X / \Delta P\$ > 0$
- ▶ Supply elasticity to increased export demand =  $\Delta S / \Delta XD > 0$ ?

This elasticity depends on the availability of finance, equipment, (imported) inputs, labor...

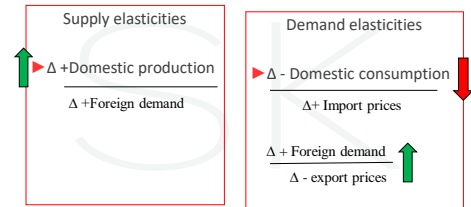
- ▶ Terms of trade (deterioration post devaluation): it takes more units of Exports to buy x units of imports

MH BOUCHET/SEMA - CFE (c) 2021

17

## DEVALUATION: THE DAY AFTER ?

KEY ROLE OF ELASTICITIES = RATIO OF TWO VARIATIONS



MH BOUCHET/SEMA - CFE (c) 2021

18

## REDUCING THE TRADE DEFICIT?

- ▶ Import elasticity of domestic economic growth
- $\Delta M / \Delta Y$  = Income elasticity of demand for imports: percentage of (induced) change in imports divided by the percentage of change in income: if M double while Y is growing 50%, the value of income elasticity = 2.

MH BOUCHET/SEMA - CFE (c) 2021

19

## TIME LAGS, ELASTICITIES AND THE ADJUSTMENT MECHANISM

The J-Curve and **Marshall-Lerner** conditions:

- ▶ A devaluation will improve the trade balance if the **sum** of price elasticities of imports and exports is  $> 1$

- ▶ In the long-term, if goods exported are elastic to price, export revenue will increase if foreign export demand increases proportionately more than the decrease in price. If goods imported are elastic, total import expenditure will decrease. Both will improve the trade balance!

MH BOUCHET/SEMA - CFE (c) 2021

20

**To boost export competitiveness, what should a country's central bank devalue?**

**The nominal exchange rate or the real effective exchange rate?**

MH BOUCHET/SKEMA - CFE (c) 2021

23

## REAL EXCHANGE RATES

► The RER is the product of the nominal exchange rate between two currencies and the ratio of prices

$$RER = NR \times \frac{P_x}{P_y}$$

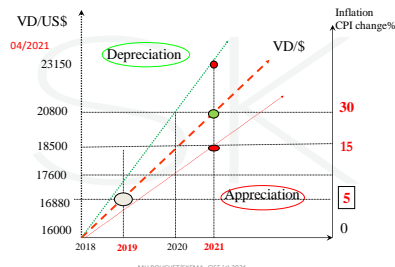
If the €/£ exchange rate is 1£= 1,5 \$, and if average prices for the same basket of goods are 2,5 £ in the EU and 3,70\$ in the US, then the **RER = 1**

$$RER \text{ €/£} = 1,5 * (2,5/3,7)$$

See: Finance & Development, September 2007, pp. 46-47.

SKEMA    

## NOMINAL AND REAL EXCHANGE RATES



MH BOUCHET/SKEMA - CFE (c) 2021

23

## MEASURING COUNTRY COMPETITIVENESS? NOMINAL AND REAL EFFECTIVE EXCHANGE RATES

► **Nominal EERs**= geometric weighted averages of bilateral exchange rates (weighted by trading shares)

► **Real EERs** = weighted averages of bilateral exchange rates adjusted by **relative prices**.

$$REER_{\text{country } i} = \sum_{j=1}^N \text{trade weight (country } j) \times \text{Real Exchange Rate (country } j)$$

country  $j=1,2,...,N$  are country  $i$ 's trading partners, exchange rates in natural logarithms (geometric averages)

MH BOUCHET/SKEMA - CFE (c) 2021

24

## REAL EFFECTIVE EXCHANGE RATES

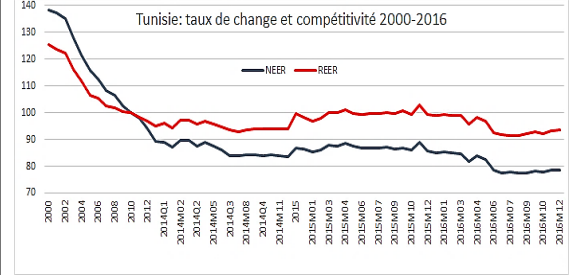
► **Real:** Inflation-adjusted exchange rate  
ex.: will the devaluation fully offset inflation in country x?

► **Real Effective:** exchange rate adjusted for inflation-differential with **major trading partners**: a tool of exchange rate management policy (e.g. Mexico)

MH BOUCHETS/SEMA - CFE (c) 2021

25

## TUNISIA: NOMINAL AND REAL EFFECTIVE EXCHANGE RATES

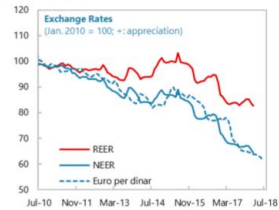


MH BOUCHETS/SEMA - CFE (c) 2021

26

## EXCHANGE RATE DEPRECIATION?

The dinar depreciated noticeably in nominal and real terms since 2016.



### Reserves and Exchange Rate

(Reserves in U.S. dollars, billions; exchange rates in national currency)

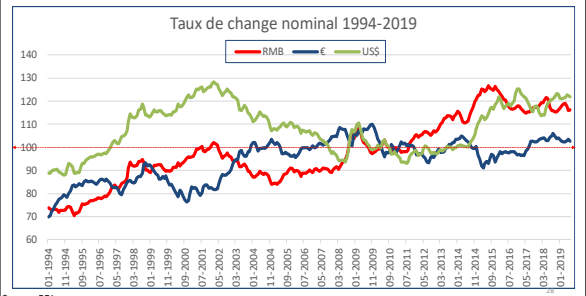


<http://data.imf.org/regular.aspx?key=60998108>

MH BOUCHETS/SEMA - CFE (c) 2021

27

## YUAN, €, \$ = NOMINAL EXCHANGE RATE EVOLUTION

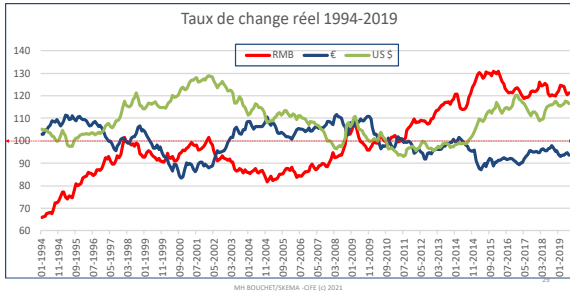


Source: BRI

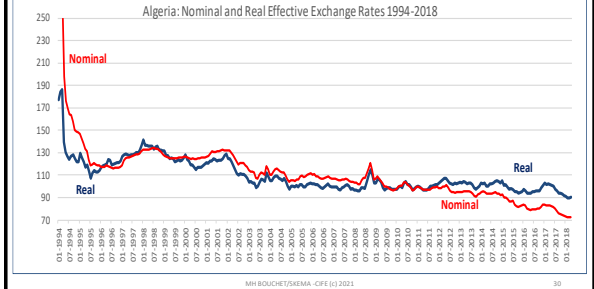
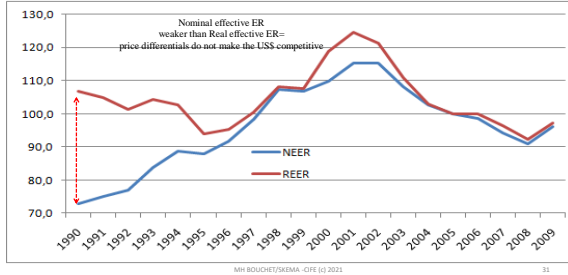
MH BOUCHETS/SEMA - CFE (c) 2021

28

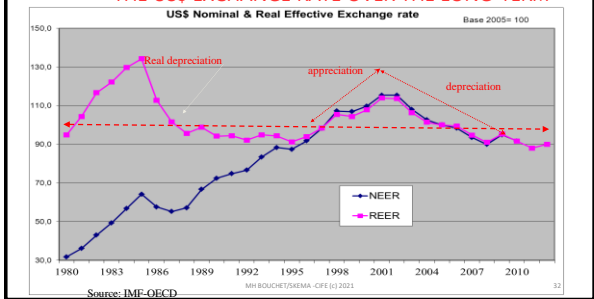
## YUAN, €, \$ = REAL EXCHANGE RATE EVOLUTION



## NOMINAL AND REAL EFFECTIVE EXCHANGE RATES

US \$ NOMINAL/REAL EFFECTIVE EXCHANGE RATES  
1990-2010

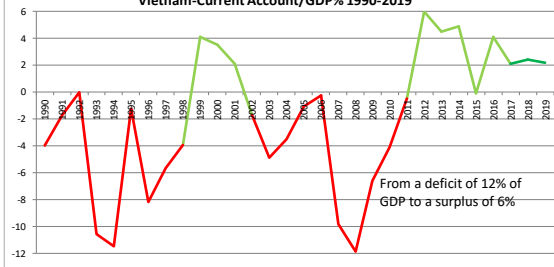
## THE US\$ EXCHANGE RATE OVER THE LONG-TERM





## AN EXAMPLE OF SUCCESSFUL EXTERNAL ACCOUNT ADJUSTMENT

Vietnam-Current Account/GDP% 1990-2019

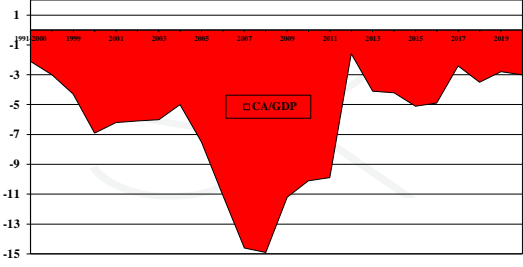


Source: IMF

MH BOUCHET/SKEMA - CIFE (c) 2021

33

## GREECE: CURRENT ACCOUNT/GDP IN % 1981-2020

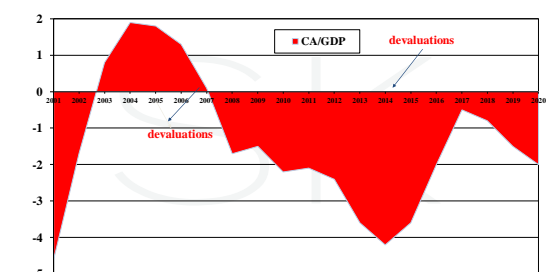


Source: IMF-2020

MH BOUCHET/SKEMA - CIFE (c) 2021

34

## BRAZIL: CURRENT ACCOUNT/GDP IN %




Data: 2021

MH BOUCHET/SKEMA - CIFE (c) 2021

35

## MEXICO : CURRENT ACCOUNT BALANCE/GDP RATIO % 1990-2019



Source: IMF &amp; IIF 2021-6

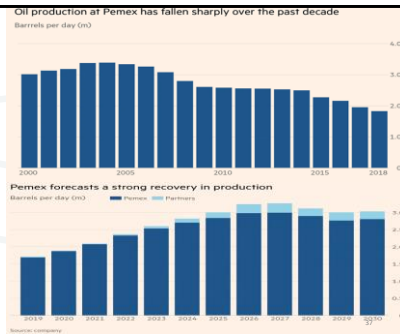
MH BOUCHET/SKEMA - CIFE (c) 2021

36

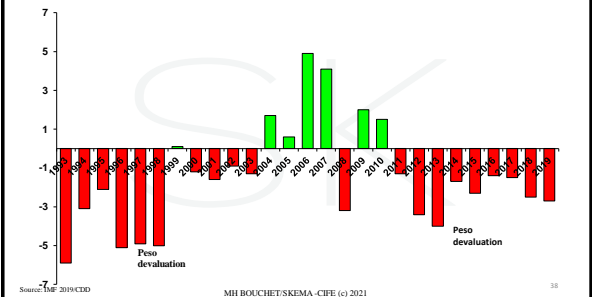
# MEXICO'S OIL PRODUCTION, EXPORT REVENUE PROSPECTS AND CURRENT ACCOUNT DEFICIT

(Oil = 20% of budget revenues and 8% only of export receipts)

BOUCHETSKEMA-CIFE 6/2 2021

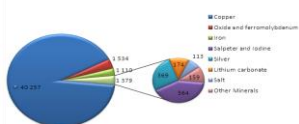


## CHILE : CURRENT ACCOUNT/GDP RATIO % 1973-2019

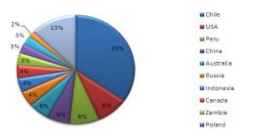


## CHILE'S TRADE BALANCE: STRUCTURAL DEPENDENCE ON COMMODITIES

2010 Chile's mining exportation in Million USD

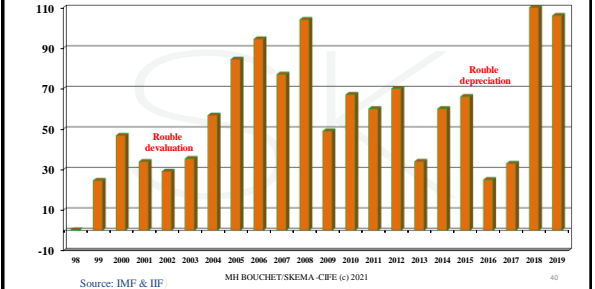


Copper Producers



39

## RUSSIA: CURRENT ACCOUNT BALANCE (US\$ BILLION)





#### US CURRENT ACCOUNT, IMPORT PRICES AND DOLLAR EXCHANGE RATE IN 2020-21?

Weaker \$ = Lower US demand? Weaker EU exports?

- The European exporter must decide what share of the dollar depreciation to absorb in his profit margin and what share to pass on to US consumers to maintain **Competitiveness!!**



MH BOUCHET/SEMA - CFE (c) 2021

#### US CURRENT ACCOUNT, IMPORT PRICES AND DOLLAR EXCHANGE RATE

- Why will a weaker \$ boost foreign demand for US exports but with little impact on lower US imports, hence is unlikely to close the US trade deficit?

1. Special role of the US\$ in invoicing international trade transactions = insensitivity of import prices to exchange rates
2. Competitive market share concerns of foreign exporters
3. High US marketing and distribution costs that form part of the final consumption prices of imported goods. All these costs reduce the share of the final price that is affected by exchange rates movements.

MH BOUCHET/SEMA - CFE (c) 2021

46

#### The History of the U.S. Balance of Payments

**Stage I:** The U.S. is a *young debtor nation* (1770-1870) -Current account deficit due to the need to import most goods and inability to produce many goods for export. -Capital account surplus due to a great deal of foreign investment in the U.S. in the areas of roads, farming, cattle ranches, railroads, and canals.

**Stage II:** The U.S. is a *mature debtor nation* (1870-1920) - Current account deficit due to large investment income being paid back to foreign investors based on the investment of stage I. Merchandise account in surplus -- exports > imports.

**Stage III:** The U.S. is a *young creditor nation* (1920-1945) -Huge surplus in the current account due to large volume of postwar (WWI) exports. -Capital account in deficit due to a great deal of U.S. investment in Europe for postwar reconstruction.

Source: [http://www.digitaleconomist.com/bop\\_4020.html](http://www.digitaleconomist.com/bop_4020.html)

MH BOUCHET/SEMA - CFE (c) 2021

47

**Stage IV:** The U.S. is a *mature creditor nation* (1945-1980) -Merchandise deficit -- exports < imports but an investment income surplus with a slight net surplus overall. - Capital account is in deficit largely due to postwar (WW II) reconstruction in Europe and Japan.

**Stage V:** (1980-2021 ) -Large (and growing) deficit in the merchandise accounts (Trade Deficit) and slight surplus in the investment income accounts. -Large surplus in the capital account partially to finance the above merchandise deficit (foreign individuals and banks lending money to individuals in the U.S.)

Additionally, since the U.S. has had a low inflation rate since 1982 and consistent economic growth, the U.S. has been a good place to invest relative to the rest of the world. However the current inflow of capital investment could eventually lead to large investment income payments in the future. The investment income surplus may soon be eroded thus worsening the current account deficit.

MH BOUCHET/SEMA - CFE (c) 2021

48

### THE US CURRENT ACCOUNT DEFICIT DILEMMA

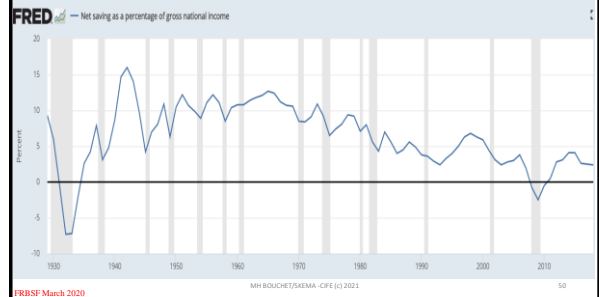
- ▶ Shrinking the deficit requires a weaker \$
- ▶ Financing the deficit requires a strong \$ by attracting US\$2 billion/day foreign capital inflows



MH BOUCHET/SKEMA - CFE (c) 2021

49

### INVESTMENT > SAVINGS = US BOP DEFICIT 1980-2020



### FINANCING THE US CA DEFICIT?

Record US CA deficit in 2003-2018 >7% of GDP

Mounting deficit in 2018-19 under Trump

- ▶ How to finance it? By importing K inflows from outside the US economy: need for high interest rates and/or strong US\$ currency, or pressure on surplus countries (China, Korea, Japan)!
- ▶ Damocles' sword: Japanese investors massively withdraw their investments in US\$ assets and UST bills and repatriate their funds in Japan. Meanwhile, nearly 50% of US securities remain in foreign hands
- ▶ US and Japan compete to lower their exchange rates to gain competitive trade advantage! **\$ Crash Lending?**

MH BOUCHET/SKEMA - CFE (c) 2021

51

### FINANCING THE US CAD?

- ▶ Morgan Stanley : Why is the dollar not (yet) crashing?

The runaway CAD against Asian nations is not unduly worrying as long as Asia continues to park its capital surpluses in US assets (**60%** of the CAD is run against Asia and **bulk** of the US external deficit funded by Asian central banks)

« As long as Asia stays in the dollar zone, the dollar cannot **crash**»

- ▶ But mounting risk over the funding of the structural deficit leading to repatriation flows by foreign investors

MH BOUCHET/SKEMA - CFE (c) 2021

52

### FINANCING THE US CA DEFICIT IN 2019-21?

Record US CA deficit in 2003-2008 >7% of GDP  
and 5% of GDP in 2009-2019

- ▶ How to finance it? By importing K inflows from outside the US economy: need for >0 real interest rates and/or strong US\$ currency, or pressure on surplus countries (China, Korea, Japan and Germany)!
- ▶ Damocles' sword: Japanese investors massively withdraw their investments in US\$ assets and UST bills and repatriate their funds in Japan. Meanwhile, nearly 50% of US securities remain in foreign hands. Declining share of China
- ▶ US and Japan compete to lower their exchange rates to gain competitive trade advantage!
- ▶ Covid19 Pandemic crisis and large monetary and fiscal stimulus might put pressure on the US\$ ... though the \$ remains a "flight to quality" currency compared with the €